





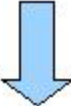






Cap Color	Type of Tube	Times of Inversion
	Sodium citrate	3-4
	Plain tube with gel	5-8
	Plain tube without gel	5-8
	Lithium Heparin	8
	K2/K3EDTA	8
	Sodium Fluoride	8

Flow of Blood Drawing for Multiple Tube Collections